

Factsheet: Uganda

Last update: 24 October 2014

DEFINITION OF YOUTH

The national youth policy defines youth as all young persons, female and male, aged 12 to 30 years. In *YouthMap: A cross-sectional situational analysis on Youth in Uganda (2011)*, it notes the draft national youth policy (2011-2016), referring to youth as 15-29.

CANDIDACY AGE

Lower House **18**

Source: [Inter-Parliamentary Union](#) Partially indirectly elected or other means.

Upper House **--**

Source: [Inter-Parliamentary Union](#) Unicameral.

MARRIAGEABLE AGE

	Without Parental Consent	With Parental Consent	Same Sex
Male	18	18	XX
Female	18	18	XX

Homosexual acts illegal. Source: [UNSD, ILGA](#)

VOTING AGE

18

Source: [Inter-Parliamentary Union](#)

MAJORITY AGE

18

Source: [UNICEF Office of Research](#)

CRIMINAL RESPONSIBILITY

12

Minimum Age
Source: [Penal Code of Uganda \(1997\)](#)

GDP PER CAPITA

USD 571.96

Year: 2013

Source: [World Bank](#)

HDI

0.456

Year: 2013

Source: [UNDP](#)

164 out of 187 countries.

GINI

44.55

Year: 2013

Source: [World Bank](#)

CORRUPTION PERCEPTION

26

142 out of 177 countries.
Year: 2014

Source: [Transparency International](#)

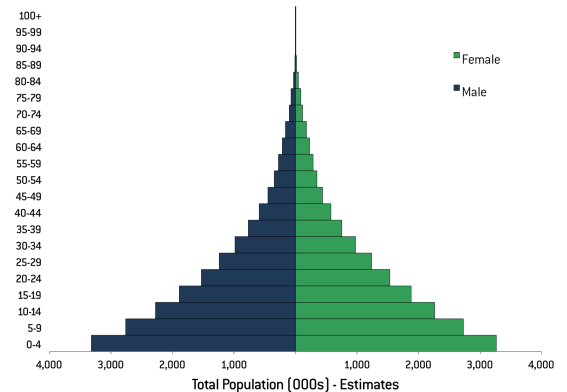
PRESS FREEDOM

33.29

110 out of 180 countries.
Year: 2013

Source: [Reporters Without Borders](#)

POPULATION BY AGE AND SEX 2010



Source: [United Nations Population Division - Department of Economic and Social Affairs, World Population Prospects The 2012 Revision \(Estimates\)](#); <http://esa.un.org/unpd/wpp/Excel-Data/population.htm> [accessed July 2013]

Source: [United Nations - Department of Economic and Social Affairs - Population Division](#)

SITUATION OF YOUNG PEOPLE

YOUTH DEVELOPMENT INDEX

0.39

143 out of 170 countries.

Year: 2013

Source: [Commonwealth Youth Programme](#)

LITERACY RATES

90.72%

Both sexes (15-24) %

90.50% **90.95%**

Male (15-24) % Female (15-24) %

Year: 2015

Source: [UNESCO](#)

NET ENROLMENT RATE

Secondary School

15.38%

Both sexes %

16.24% **14.53%**

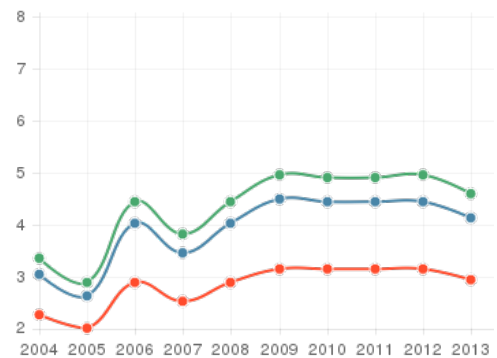
Male % Female %

Year: 2004

Source: [UNESCO](#)

YOUTH UNEMPLOYMENT

Share of labour force aged 15-24 available and seeking employment



SITUATION OF YOUNG PEOPLE

PREVALENCE OF HIV

2.4%

Male (15-24) %

4.2%

Female (15-24) %

Year: 2013

Source: [World Bank](#)

TOBACCO USE

Consumed any smokeless or smoking tobacco product at least once 30 days prior to the survey.

16.60%

Both sexes (13-15) %

17.30%

Male (13-15) %

15.30%

Female (13-15) %

Year: 2010

Source: [WHO](#)

POLICY & LEGISLATION

The [Children Act 1997](#) consolidated the law relating to children, their rights, protections and provisions. The [National Employment Policy for Uganda \(2011\)](#) lists youth employment as a policy priority action area. The [Peace, Recovery and Development Plan for Northern Uganda \(2007-2010\)](#) details plans for post-conflict harmonization with specific actions on youth unemployment (through the [Northern Ugandan Social Action Fund](#)) and the spread and impact of HIV/AIDS. Regionally, the [Commonwealth Youth Programme](#) has been active in Northern Uganda and the [African Youth Forum](#) was hosted in Uganda in 2010 in partnership with UNICEF and the African Union Commission. The [national development plan \(2010/11 – 2014/15\)](#) details a number of initiatives relating to youth.

Is there a national youth policy?

YES

Uganda has a national youth policy from 2001. A 2011 youth mapping (Vol 1, Vol 2) is available.

male - (15-24)

female - (15-24)

total labour force

Source: [World Bank](#)

BUDGET & SPENDING

What is the budget allocated to the governmental authority (ministry, department or office) that is primarily responsible for youth and/or youth programming?

PUBLIC INSTITUTIONS

The Minister for Youth and Children is head of the Department of Youth and Children Affairs as part of the [Ministry of Gender Labour and Social Development \(MGLSD\)](#). The aim of the department is to, "ensure care, protection and empowerment of children and youths," with a focus on policy, legislation, programmes, stakeholder coordination, participation, service provider training and responding to the "concerns of children and youth." At the district level, youth issues are managed within the portfolio of the Community Development Officer (CDO).

Is there a governmental authority (ministry, department or office) that is primarily responsible for youth?

YES

YOUTH AND REPRESENTATION

The [National Youth Council \(NYC\)](#) is an autonomous body established by the [National Youth Council Act 1993](#) and seeks to be "the leading organization in empowerment of Youths" and acts as an umbrella organisation for young people and youth organisations in Uganda and seeks to "organize, mobilize and engage Youth in development activities." Participants of the [YouthMap Uganda: A Cross-Sector Situational Analysis on Youth in Uganda \(2011\)](#) highlighted a, "distrust of the NYC by youth because of its association with government.

Does the country have a national youth organisation / association (council, platform, body)?

YES

BUDGET & SPENDING

The [national development plan \(2010/11-2014/15\)](#) details expenditure to "provide Entrepreneurial, Employable and Adolescent Life Skills to the Youth Outside School and Provide them with Start Up Kits." According to the [World Bank](#), Uganda spent 15.09% of its government expenditure and 3.28% of its GDP on education provision in 2012.

What is the budget allocated to the governmental authority (ministry, department or office) that is primarily responsible for youth and/or youth programming?

UGX 26.3 MILLION
USD 10,413.29

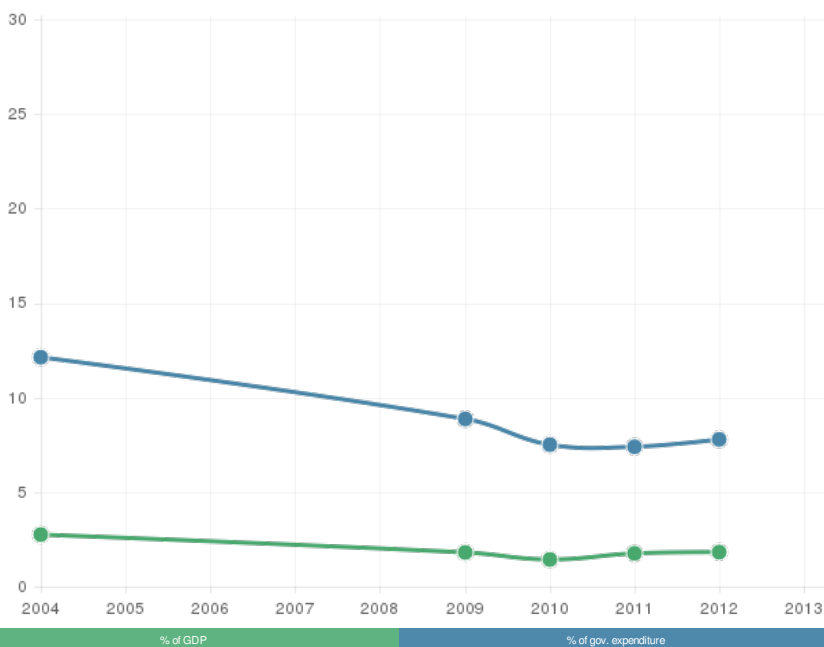
UGX 26.3 MILLION

USD 10,413.29

The [national development plan \(2010/11-2014/15\)](#) details expenditure to "provide Entrepreneurial, Employable and Adolescent Life Skills to the Youth Outside School and Provide them with Start Up Kits." According to the [World Bank](#), Uganda spent 15.09% of its government expenditure and 3.28% of its GDP on education provision in 2012.

TOTAL EXPENDITURE ON EDUCATION AS A PERCENTAGE OF GOVERNMENT SPENDING AND GDP

TOTAL EXPENDITURE ON EDUCATION AS A PERCENTAGE OF GOVERNMENT SPENDING AND GDP



Source: [World Bank](#)

% of GDP % of gov. expenditure

Source: [World Bank](#)

PUBLICATIONS AND REVIEWS

Visit our library for further reading:
[Documents about Uganda](#)