

# Factsheet: South Sudan

Last update: 8 June 2014

## DEFINITION OF YOUTH

The [Sudan Tribune on 29 August 2013](#), defined youth, according to the 2008 Sudan Housing and Population Census, as between 18-35 years. Youth consist of 70% of the South Sudanese population.

### CANDIDACY AGE

**Lower House** **21**

Source: [Inter-Parliamentary Union](#) Partially appointed or by other means.

**Upper House** **21**

Source: [Inter-Parliamentary Union](#) Partially appointed and by other means.

### MARRIAGEABLE AGE

	WITHOUT PARENTAL CONSENT	OPPOSITE SEX WITH PARENTAL CONSENT	SAME SEX
Male	18	--	XX
Female	18	--	XX

Child Law outlaws marriage to a child (defined as below 18), however Small Arms Survey states that many marriages are governed by "personal law" with no consistent age. Homosexual acts illegal. Source: [UNSD, ILGA, Child Law \(2008\), Small Arms Survey \(n.d\)](#)

### VOTING AGE

**18**

The first post-independence elections were due in 2015, but have been postponed. Source: [National Elections Act of South Sudan](#)

### MAJORITY AGE

**18**

Source: [Child Act \(2008\)](#)

### CRIMINAL RESPONSIBILITY

**12**

**Minimum Age**  
From 12-14 years old, the state must prove criminal capacity. A child below 12 cannot be held legally responsible for their actions. Source: [Child Act \(2008\)](#)

### GDP PER CAPITA

**USD 1044.99**

Year: 2013

Source: [World Bank](#)

### HDI

--

Year: No data.

Source: [UNDP](#)

### GINI

--

Year: No data.

Source: [World Bank](#)

### CORRUPTION PERCEPTION

**15**

171 out of 177 countries.  
Year: 2014

Source: [Transparency International](#)

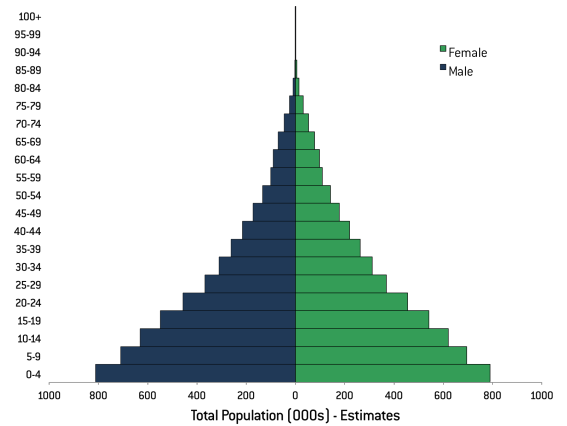
### PRESS FREEDOM

**36.05**

119 out of 180 countries.  
Year: 2013

Source: [Reporters Without Borders](#)

## POPULATION BY AGE AND SEX 2010



## SITUATION OF YOUNG PEOPLE

### YOUTH DEVELOPMENT INDEX

--

--

Year: No data.

Source: [Commonwealth Youth Programme](#)

### LITERACY RATES

--

Both sexes (15-24) %

--

--

Male (15-24) % Female (15-24) %

Year: No data.

Source: [UNESCO](#)

### NET ENROLMENT RATE

Secondary School

--

Both sexes %

--

--

Male % Female %

Year: No data.

Source: [UNESCO](#)

## SITUATION OF YOUNG PEOPLE

### PREVALENCE OF HIV

**0.6%**

Male (15-24) %

**1.1%**

Female (15-24) %

Year: 2013

Source: [World Bank](#)

### TOBACCO USE

Consumed any smokeless or smoking tobacco product at least once 30 days prior to the survey.

--

Both sexes (13-15) %

--

--

Male (13-15) %

Female (13-15) %

Year: No data.

Source: [WHO](#)

## POLICY & LEGISLATION

According to a [UNICEF press release on 10 July 2012](#), a series of consultations have been completed to, "provide input to the revision of the existing policy document that was developed prior to the independence of South Sudan, 9 July 2011." This national consultation, entitled "Youth LEAD", resulted in a [full report \(2012\)](#) and [summary version \(2012\)](#). According to [Voices of Youth](#), this will become a baseline study for the new national youth policy, which revises the policy of 2006-2007.

The [youth report \(2012\)](#) notes that a revised youth policy was due in 2012, however no updated version can be found online. A [press release on 29 August 2013](#) states that the updated version will focus on youth unemployment.

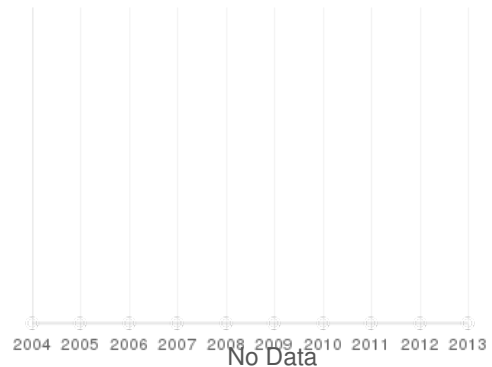
### Is there a national youth policy?

**UNCLEAR**

The youth policy is under revision. A 2012 youth report (longer) and a 2012 employment briefing exist.

## YOUTH UNEMPLOYMENT

### Share of labour force aged 15-24 available and seeking employment



male - (15-24)

female - (15-24)

total labour force

Source: [World Bank](#)

Gaps indicate missing data from the original data source. (Accessed May 2014).

## BUDGET & SPENDING

What is the budget allocated to the governmental authority (ministry, department or office) that is primarily responsible for youth and/or

## PUBLIC INSTITUTIONS

The [Ministry of Culture, Youth & Sports \(MoCYS\)](#) is responsible for youth affairs and the national youth policy, promotion of youth activities and projects, youth services, youth organisations, youth centres and hostels, youth sport activities, and developing policies on youth development. According to the [Youth Unemployment briefing \(2012\)](#), the Ministry of General Education and Instruction has a unit responsible for youth education, and a dedicated Youth Directorate exists within the [Ministry of Gender, Child and Social Welfare](#).

Is there a governmental authority (ministry, department or office) that is primarily responsible for youth?

**YES**

## YOUTH AND REPRESENTATION

A [South Sudan Youth Forum](#) is mentioned online, as having existed since 1983 and being a national platform for youth councils and youth NGOs. However, there is no recent online activity, nor further mention of the Forum in governmental or international agency reports. It is therefore unclear if the Forum is still currently active.

According to an [article on 4 December 2013](#), "youth are not organized into youth governing body to raise their issues to the government" and there is a "lack of platform for exchange of best practice."

Does the country have a national youth organisation / association (council, platform, body)?

**UNCLEAR**

## BUDGET & SPENDING

No documentation on the budget for youth in South Sudan could be found online. The [World Bank](#) does not calculate spending on education as a percentage of government expenditure or GDP for South Sudan since 2000.

What is the budget allocated to the governmental authority (ministry, department or office) that is primarily responsible for youth and/or youth programming?

**UNCLEAR**

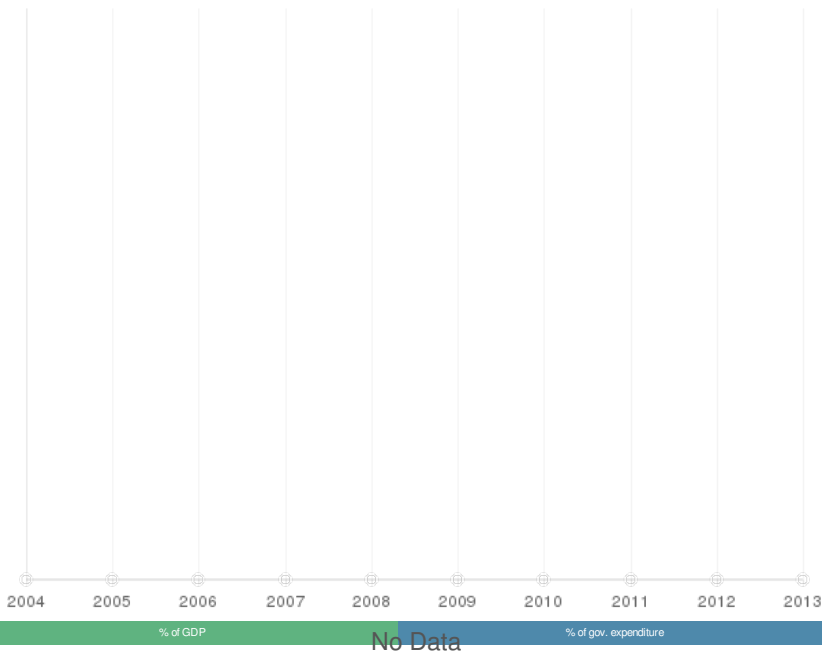
youth programming?

**UNCLEAR**

No documentation on the budget for youth in South Sudan could be found online. The [World Bank](#) does not calculate spending on education as a percentage of government expenditure or GDP for South Sudan since 2000.

## TOTAL EXPENDITURE ON EDUCATION AS A PERCENTAGE OF GOVERNMENT SPENDING AND GDP

## TOTAL EXPENDITURE ON EDUCATION AS A PERCENTAGE OF GOVERNMENT SPENDING AND GDP



Source: [World Bank](#)  
Gaps indicate missing data from the original data source. South Sudan declared its independence on July 9, 2011. Data are shown separately for South Sudan where available. However, data reported for Sudan include South Sudan unless otherwise noted. (Accessed May 2014).

No Data

% of GDP

% of gov. expenditure

Source: [World Bank](#)  
Gaps indicate missing data from the original data source. South Sudan declared its independence on July 9, 2011. Data are shown separately for South Sudan where available. However, data reported for Sudan include South Sudan unless otherwise noted. (Accessed May 2014).

## PUBLICATIONS AND REVIEWS

Visit our library for further reading:  
[Documents about South Sudan](#)