

Factsheet: Russia

Last update: 11 June 2014

DEFINITION OF YOUTH

The Federal Agency for Youth Affairs describes youth as between 15-29. According to a [Youth Policy Briefing](#) (2009), the [Federal State Statistics Service \(Rosstat\)](#) specifies the following age groups under the umbrella category of youth: 10-14; 15-19; 20-24; 25-29.

CANDIDACY AGE

Lower House **21**
Source: [Inter-Parliamentary Union](#)

Upper House **--**
Source: [Inter-Parliamentary Union](#)
Entirely appointed.

MARRIAGEABLE AGE

	WITHOUT PARENTAL CONSENT	OPPOSITE SEX WITH PARENTAL CONSENT	SAME SEX WITH PARENTAL CONSENT
Male	18	16	--
Female	18	16	--

No specific legislation for same-sex marriage. Source: [UNSD, ILGA](#)

VOTING AGE

18

Source: [Inter-Parliamentary Union](#)

MAJORITY AGE

18

Source: [UN Child Rights Periodic Report](#) (2011)

CRIMINAL RESPONSIBILITY

14

Minimum Age
Children between 14-16 years are criminally responsible for specified crimes only. Source: [Criminal Code of Russia](#) (1996)

GDP PER CAPITA

USD 14611.7
Year: 2013
Source: [World Bank](#)

HDI

0.788
Year: 2013
Source: [UNDP](#)
57 out of 187 countries.

GINI

39.69
Year: 2009
Source: [World Bank](#)

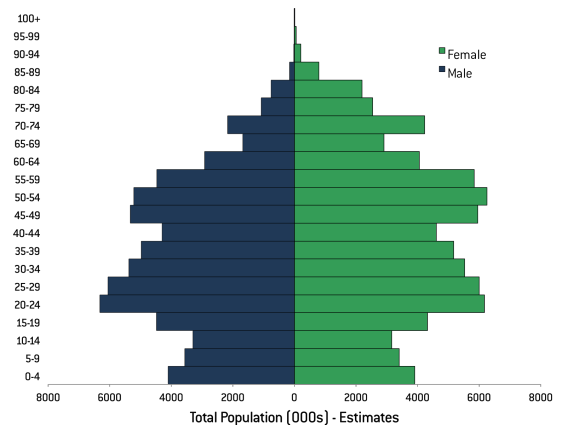
CORRUPTION PERCEPTION

27
136 out of 177 countries.
Year: 2014
Source: [Transparency International](#)

PRESS FREEDOM

42.78
148 out of 180 countries.
Year: 2013
Source: [Reporters Without Borders](#)

POPULATION BY AGE AND SEX 2010



SITUATION OF YOUNG PEOPLE

YOUTH DEVELOPMENT INDEX

0.63

88 out of 170 countries.

Year: 2013

Source: [Commonwealth Youth Programme](#)

LITERACY RATES

99.70%

Both sexes (15-24) %

99.66% **99.75%**
Male (15-24) % Female (15-24) %

Year: 2015

Source: [UNESCO](#)

NET ENROLMENT RATE

Secondary School

--

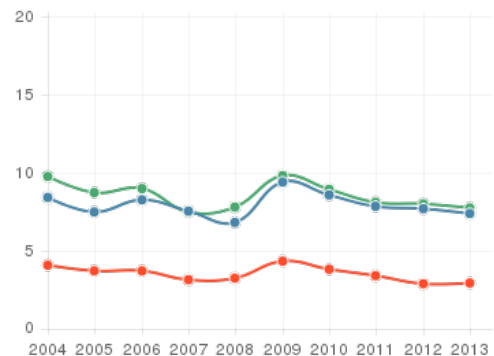
Both sexes %

Year: No data.

Source: [UNESCO](#)

YOUTH UNEMPLOYMENT

Share of labour force aged 15-24 available and seeking employment



SITUATION OF YOUNG PEOPLE

PREVALENCE OF HIV

--

Male (15-24) %

--

Female (15-24) %

Year: No data.

Source: [World Bank](#)

TOBACCO USE

Consumed any smokeless or smoking tobacco product at least once 30 days prior to the survey.

27.30%

Both sexes (13-15) %

30.10% **24.40%**
Male (13-15) % Female (13-15) %

Year: 2010

Source: [WHO](#)

POLICY & LEGISLATION

The aim of the [youth development strategy](#) (2013) is to contribute to socio-economic development. It defines objectives, priorities, instruments, long-term evaluation benchmarks, parameters for youth policy investment in consideration of youth needs. The strategy places emphasis on patriotism, family, morality, justice, a healthy lifestyle and respect for nature. It takes a clear human capital approach, with emphasis on developing the key competencies of youth including innovation, creativity, entrepreneurship, sociability, solidarity and efficiency. In line with this approach the measures included focus on two main areas: the transition to full labour market integration and the value orientations of young people.

Is there a national youth policy?

YES

Russia has a 2013 [youth policy strategy](#), underpinned by the report [Youth of Russia 2000-2025](#).

PUBLIC INSTITUTIONS

BUDGET & SPENDING

What is the budget allocated to the governmental authority (ministry, department or office) that is primarily responsible for youth and/or

The Department of State policy in the sphere of education of children and youth within the Ministry for Education & Science supervises the work of the Federal Agency for Youth Affairs (FAYA), which is responsible for the implementation of the youth development strategy (2013). The FAYA coordinates public efforts in fostering youth opportunity and development and takes a human capital approach. According to the FAYA, youth policy is devolved to regional "subjects", which have their own state youth authorities, and youth policy action.

Is there a governmental authority (ministry, department or office) that is primarily responsible for youth?

YES

YOUTH AND REPRESENTATION

Founded in 1992, the National Youth Council of Russia (NYCR) includes 41 all-Russian and inter-regional organisations and 32 Regional Youth Councils. According to its website it is the most representative youth structure in Russia, recognised by the State and international structures. Its main role is to support the activities of its members to achieve the rights of children and youth. It further serves as a system of coordination and consultation for youth and children's organisations. The NYCR is a full member of the European Youth Forum.

Does the country have a national youth organisation / association (council, platform, body)?

YES

BUDGET & SPENDING

According to the report, Youth of Russia 2000-2025: Development of Human Capital (2013), the budget allocation for the FAYA in 2013 was RUB 2.4 billion (USD 671.8 million). The report also notes that the total allocation for youth policy across all Federal government spending in 2013 was RUB 9.4 billion (USD 2.63 billion). This does not include the spending of regional 'subjects' and municipalities, which is substantial. According to the World Bank, Russia spent 11.94% of its government expenditure and 4.10% of its GDP on education provision in 2008.

What is the budget allocated to the governmental authority (ministry, department or office) that is primarily responsible for youth and/or youth programming?

**RUB 2.4 BILLION
USD 671.8 MILLION**

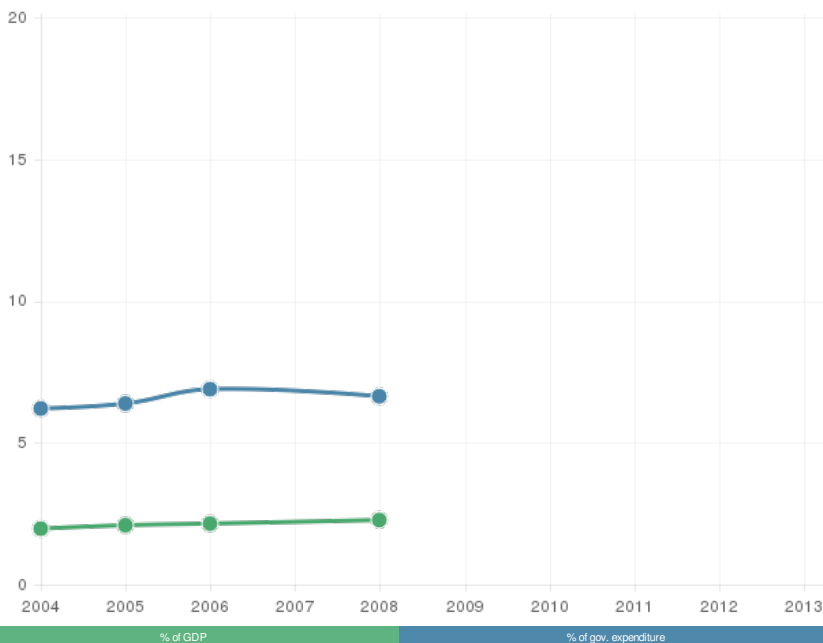
youth programming?

**RUB 2.4 BILLION
USD 671.8 MILLION**

According to the report, Youth of Russia 2000-2025: Development of Human Capital (2013), the budget allocation for the FAYA in 2013 was RUB 2.4 billion (USD 671.8 million). The report also notes that the total allocation for youth policy across all Federal government spending in 2013 was RUB 9.4 billion (USD 2.63 billion). This does not include the spending of regional 'subjects' and municipalities, which is substantial. According to the World Bank, Russia spent 11.94% of its government expenditure and 4.10% of its GDP on education provision in 2008.

TOTAL EXPENDITURE ON EDUCATION AS A PERCENTAGE OF GOVERNMENT SPENDING AND GDP

TOTAL EXPENDITURE ON EDUCATION AS A PERCENTAGE OF GOVERNMENT SPENDING AND GDP



Source: World Bank
Gaps indicate missing data from the original data source. (Accessed August 2013).

% of GDP % of gov. expenditure

Source: World Bank
Gaps indicate missing data from the original data source. (Accessed August 2013).

PUBLICATIONS AND REVIEWS

Visit our library for further reading:
[Documents about Russia](#)