

Factsheet: Poland

Last update: 24 October 2014

DEFINITION OF YOUTH

Poland's [National Youth Strategy](#) (2003) defines youth as aged 15-25, however makes use of data from the [Central Statistical Office](#) that defines youth as aged 15-24.

CANDIDACY AGE

Lower House **21**
Source: [Inter-Parliamentary Union](#)

Upper House **30**
Source: [Inter-Parliamentary Union](#)

MARRIAGEABLE AGE

	Without Parental Consent	Opposite Sex With Parental Consent	Same Sex
Male	18	--	--
Female	18	16	--

Females can marry at 16 or 17 years old with parental and court consent. No specific legislation for same-sex marriage. Homosexual acts are legal. Source: [UNSD, ILGA](#)

VOTING AGE

18

Source: [Inter-Parliamentary Union](#)

MAJORITY AGE

18

Source: [Government of Poland – Office for Foreigners](#)

CRIMINAL RESPONSIBILITY

15

Minimum Age
Children under the age of 15 cannot be incarcerated. Source: [Penal Code of Poland \(1997\)](#)

GDP PER CAPITA

USD 13647.96
Year: 2013
Source: [World Bank](#)

HDI

0.821
Year: 2013
Source: [UNDP](#)

GINI

32.78
Year: 2011
Source: [World Bank](#)

35 out of 187 countries.

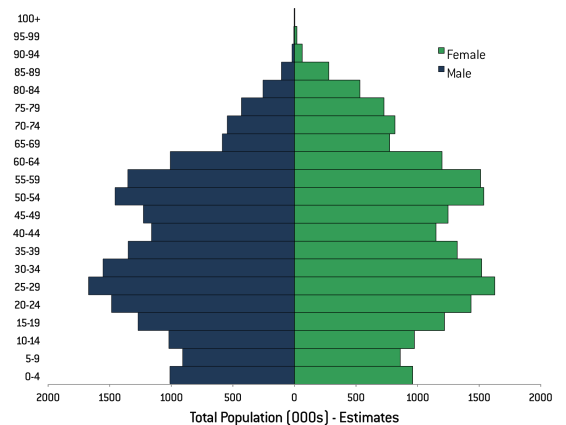
CORRUPTION PERCEPTION

61
35 out of 177 countries.
Year: 2014
Source: [Transparency International](#)

PRESS FREEDOM

11.03
19 out of 180 countries.
Year: 2013
Source: [Reporters Without Borders](#)

POPULATION BY AGE AND SEX 2010



POL

Source: [United Nations - Department of Economic and Social Affairs - Population Division](#)

2012 Revision - Estimates. (Accessed August 2013).

SITUATION OF YOUNG PEOPLE

YOUTH DEVELOPMENT INDEX

0.71

48 out of 170 countries.

Year: 2013

Source: [Commonwealth Youth Programme](#)

LITERACY RATES

100.00%

Both sexes (15-24) %

100.00% **100.00%**

Male (15-24) % Female (15-24) %

Year: 2015

Source: [UNESCO](#)

NET ENROLMENT RATE

Secondary School

90.49%

Both sexes %

89.84% **91.16%**

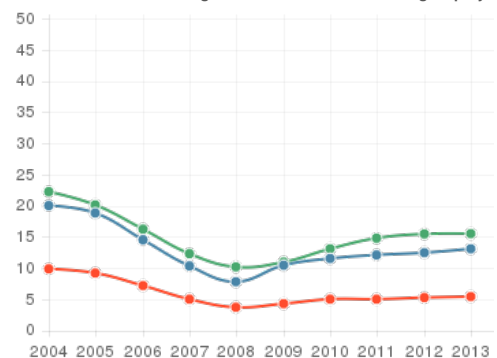
Male % Female %

Year: 2012

Source: [UNESCO](#)

YOUTH UNEMPLOYMENT

Share of labour force aged 15-24 available and seeking employment



SITUATION OF YOUNG PEOPLE

PREVALENCE OF HIV

--

Male (15-24) %

--

Female (15-24) %

Year: No data.

Source: [World Bank](#)

TOBACCO USE

Consumed any smokeless or smoking tobacco product at least once 30 days prior to the survey.

29.60%

Both sexes (13-15) %

26.00%

Male (13-15) %

31.70%

Female (13-15) %

Year: 2010

Source: [WHO](#)

POLICY & LEGISLATION

Poland has a [National Youth Strategy](#) that has now lapsed. Covering the years 2003-2012, its major objective was the "equalizing of developmental opportunities of the young generation". It covered five key issues:

1. Youth education;
2. Employment;
3. Youth participation in public life;
4. Leisure, culture, sport, tourism;
5. Health and prevention.

The [Ministry of National Education](#) has initiated an [evaluation of its strategy online](#), and requested the help of the [Polish Council of Youth Organisations](#) for this task. However, there is no indication if the strategy will be renewed, or if a new strategy will take its place. Moreover, a [report on youth](#) released in 2011 by the [Office of the Prime Minister](#) makes no mention of the 2003-2012 strategy, particularly in its "Recommendations for public policies" chapter.

Is there a national youth policy?

UNCLEAR

Poland's youth strategy has expired. A 2011 youth report and 2012 briefing exist.

male - (15-24)

female - (15-24)

total labour force

Source: [World Bank](#)

Gaps indicate missing data from the original data source. (Accessed August 2013).

BUDGET & SPENDING

What is the budget allocated to the governmental authority (ministry, department or office) that is primarily responsible for youth and/or

PUBLIC INSTITUTIONS

The [Ministry of National Education](#) (previously the Ministry of National Education and Sport) was the author of the [National Youth Strategy](#) (2003-2012) and is the ministry responsible for youth in Poland. It is also the co-financing institution for the [European Commission Youth in Action programme](#) (Erasmus+ as of January 2014). According to the [Polish Council of Youth Organizations](#) (PROM) website, the Ministry is a partner of PROM, and regularly cooperates with PROM on matters of law and policy relating to youth.

Is there a governmental authority (ministry, department or office) that is primarily responsible for youth?

YES

YOUTH AND REPRESENTATION

The [Polish Council of Youth Organizations](#) (PROM) is the national-level umbrella group of youth organisations in Poland. Established in 2011, it represents 26 Polish youth organisations and more than 250,000 young people. It aims to empower youth to have influence on policy and society. It is coordinated by an elected board and works in areas including the co-ordination of the [Polish League of Young Voters](#) and the [European Commission Structured Dialogue](#) initiative. As listed on the [European Youth Portal](#), PROM has applied for membership in the [European Youth Forum](#).

Does the country have a national youth organisation / association (council, platform, body)?

YES

BUDGET & SPENDING

As reported by [Money.pl](#) in [December 2013](#), the budget for "Education and Upbringing" for 2014 is PLN 39.9 billion (USD 13.1 billion), however it is unclear how much of this amount is specifically for youth. According to the [World Bank](#), Poland spent 11.41% of its government expenditure and 5.17% of its GDP on education provision in 2010.

What is the budget allocated to the governmental authority (ministry, department or office) that is primarily responsible for youth and/or youth programming?

UNCLEAR

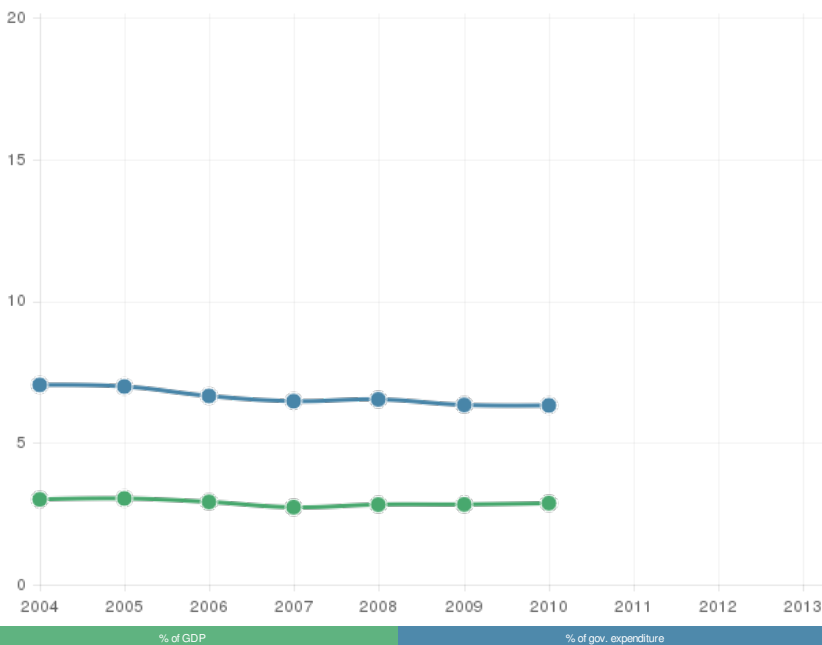
youth programming?

UNCLEAR

As reported by [Money.pl](#) in [December 2013](#), the budget for "Education and Upbringing" for 2014 is PLN 39.9 billion (USD 13.1 billion), however it is unclear how much of this amount is specifically for youth. According to the [World Bank](#), Poland spent 11.41% of its government expenditure and 5.17% of its GDP on education provision in 2010.

TOTAL EXPENDITURE ON EDUCATION AS A PERCENTAGE OF GOVERNMENT SPENDING AND GDP

TOTAL EXPENDITURE ON EDUCATION AS A PERCENTAGE OF GOVERNMENT SPENDING AND GDP



Source: [World Bank](#)
Gaps indicate missing data from the original data source. (Accessed August 2013).

PUBLICATIONS AND REVIEWS

Visit our library for further reading:
[Documents about Poland](#)