

Factsheet: Philippines

Last update: 12 June 2014

DEFINITION OF YOUTH

According to the [Youth in Nation-Building Act \(1994\)](#), which created the [National Youth Commission](#), the definition of youth is between 15-30 years.

CANDIDACY AGE

Lower House **25**
Source: [Inter-Parliamentary Union](#)

Upper House **35**
Source: [Inter-Parliamentary Union](#)

MARRIAGEABLE AGE

	WITHOUT PARENTAL CONSENT	OPPOSITE SEX WITH PARENTAL CONSENT	SAME SEX
Male	21	18	--
Female	21	18	--

Those between the ages of 21 and 25 "shall be obliged to ask their parents or guardian for advice" prior to opposite sex marriage. No specific legislation for same-sex marriage. Homosexual acts legal.
Source: [Family Code \(1987\)](#), [UNSD](#), [ILGA](#)

VOTING AGE

18

Compulsory voting.
Source: [Inter-Parliamentary Union](#)

MAJORITY AGE

18

The [Family Code \(1987\)](#) states that the age of majority is 21, however this was lowered to 18 in 1989. Source: [Republic Act No. 06908 \(1989\)](#)

CRIMINAL RESPONSIBILITY

15

Minimum Age
A child 15 years of age or under at the time of the commission of the offense shall be exempt from criminal liability. However, the child shall be subjected to an intervention program. Source: [Penal Code of the Philippines \(1930\)](#)

SITUATION OF YOUNG PEOPLE

YOUTH DEVELOPMENT INDEX

0.71

47 out of 170 countries.

Year: 2013

Source: [Commonwealth Youth Programme](#)

LITERACY RATES

97.94%

Both sexes (15-24) %

96.98% **98.94%**
Male (15-24) % Female (15-24) %

Year: 2015

Source: [UNESCO](#)

NET ENROLMENT RATE

Secondary School

61.40%

Both sexes %

56.28% **66.74%**
Male % Female %

Year: 2009

Source: [UNESCO](#)

SITUATION OF YOUNG PEOPLE

PREVALENCE OF HIV

--

Male (15-24) %

--

Female (15-24) %

Year: No data.

Source: [World Bank](#)

TOBACCO USE

Consumed any smokeless or smoking tobacco product at least once 30 days prior to the survey.

22.70%

Both sexes (13-15) %

28.30% **17.50%**
Male (13-15) % Female (13-15) %

Year: 2010

Source: [WHO](#)

POLICY & LEGISLATION

A [National Youth Commission \(NYC\) video from 2013](#) describes a [Philippine Youth Development Plan \(PYDP\) 2012-2016](#) (previously named PYDP 2011-2016). It has three objectives:

- Improved enabling conditions for youth participation in governance, society & development;
- Increased contribution of and benefit for the youth in the attainment of MDGs and other goals;
- Improved access to quality basic services and social protection through enabling policies.

PYDP is awaiting approval by Executive Order of the President, a necessary step as explained in the NYC's [2011 Accomplishment Report](#). A [NYC press release](#) from January 2014 describes the PYDP as being "mainstreamed", however

Is there a national youth policy?

DRAFT

The [Philippine Youth Development Plan 2012-2016](#) is awaiting executive endorsement. A [video](#) explains its contents.

GDP PER CAPITA

USD 2765.08

Year: 2013

Source: [World Bank](#)

HDI

0.654

Year: 2013

Source: [UNDP](#)
117 out of 187 countries.

GINI

43.03

Year: 2012

Source: [World Bank](#)

CORRUPTION PERCEPTION

38

85 out of 177 countries.
Year: 2014

Source: [Transparency International](#)

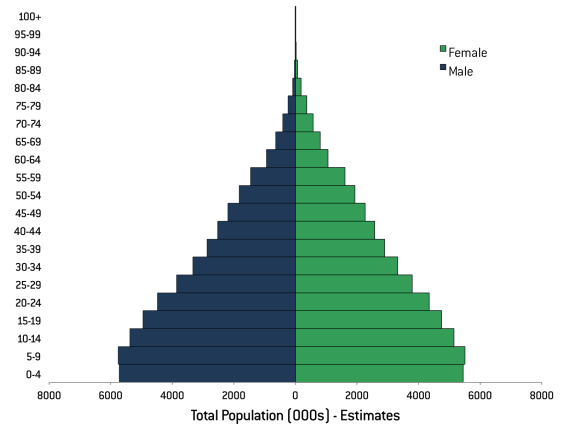
PRESS FREEDOM

43.69

149 out of 180 countries.
Year: 2013

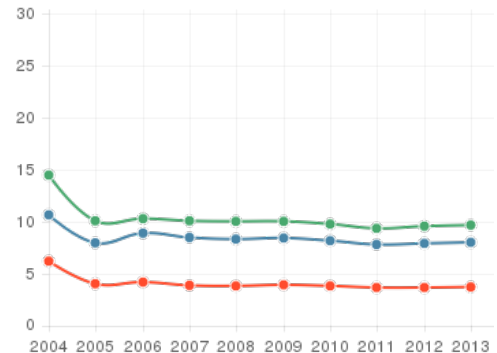
Source: [Reporters Without Borders](#)

POPULATION BY AGE AND SEX 2010



YOUTH UNEMPLOYMENT

Share of labour force aged 15-24 available and seeking employment



male - (15-24)

female - (15-24)

total labour force

Source: [World Bank](#)

Gaps indicate missing data from the original data source. (Accessed August 2013).

BUDGET & SPENDING

What is the budget allocated to the governmental authority (ministry, department or office) that is primarily responsible for youth and/or

there is no online version of the PYDP, and the NYC website still features the 2005-2009 youth development plan.

PUBLIC INSTITUTIONS

The [National Youth Commission](#) (NYC) was created under the [Youth in Nation-Building Act](#) (1994). It is the sole "policy-making coordinating body" of youth-related activities of the government. It has the same status of an agency attached to the [Office of the President](#), but is described as "independent and autonomous". Its main functions include formulating national policies on youth, conducting research, and establishing consultative mechanisms with the youth sector. The NYC also supports an Advisory Council comprised of representatives from youth-related ministries.

Is there a governmental authority (ministry, department or office) that is primarily responsible for youth?

YES

YOUTH AND REPRESENTATION

The Philippines does not have a national youth organisation or platform. Rather, youth organisations are represented within the structure of the [National Youth Commission](#) (NYC). According to the [Youth in Nation-Building Act](#) (1994), the NYC chairman and commissioners are selected by the President of the Philippines among a list of nominees submitted by national youth organisations and institutions. The NYC also convenes a Youth Parliament, with delegates under the age of 30 chosen by the NYC in consideration of geographical and gender representation.

Does the country have a national youth organisation / association (council, platform, body)?

NO

BUDGET & SPENDING

As listed in the [2014 Budget](#), the budget for the National Youth Commission is PHP 78.3 million (USD 1.7 million). According to the [World Bank](#), Philippines spent 15.05% of its government expenditure and 2.65% of its GDP on education provision in 2009.

What is the budget allocated to the governmental authority (ministry, department or office) that is primarily responsible for youth and/or youth programming?

**PHP 78.3 MILLION
USD 1.7 MILLION**

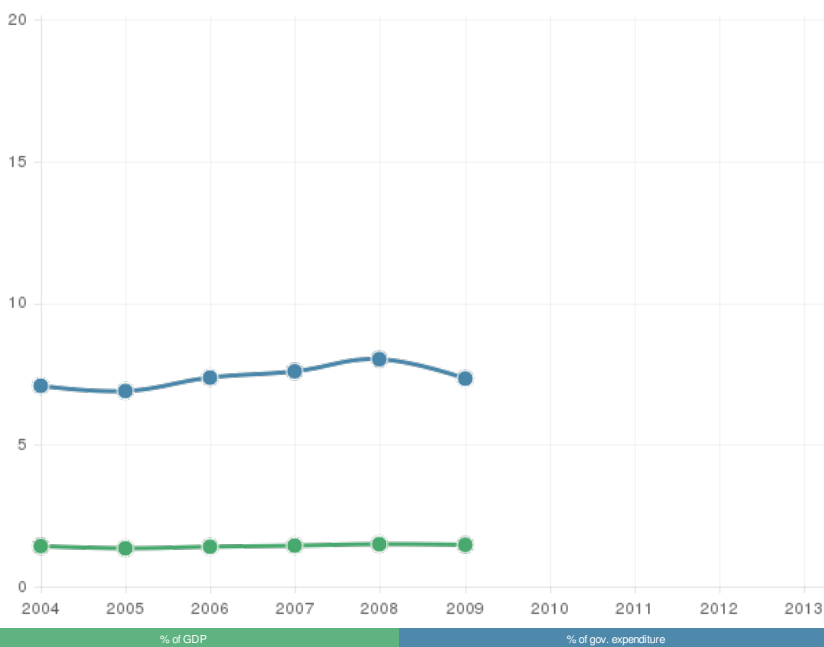
youth programming?

**PHP 78.3 MILLION
USD 1.7 MILLION**

As listed in the [2014 Budget](#), the budget for the National Youth Commission is PHP 78.3 million (USD 1.7 million). According to the [World Bank](#), Philippines spent 15.05% of its government expenditure and 2.65% of its GDP on education provision in 2009.

TOTAL EXPENDITURE ON EDUCATION AS A PERCENTAGE OF GOVERNMENT SPENDING AND GDP

TOTAL EXPENDITURE ON EDUCATION AS A PERCENTAGE OF GOVERNMENT SPENDING AND GDP



Source: [World Bank](#)
Gaps indicate missing data from the original data source. (Accessed August 2013).

% of GDP % of gov. expenditure

Source: [World Bank](#)
Gaps indicate missing data from the original data source. (Accessed August 2013).

PUBLICATIONS AND REVIEWS

Visit our library for further reading:
[Documents about Philippines](#)