

Factsheet: Jordan

Last update: 1 May 2014

DEFINITION OF YOUTH

The national youth strategy 2005-2009 of Jordan defines youth as between 12-30 years.

CANDIDACY AGE

Lower House **30**

Source: [Inter-Parliamentary Union](#) Partially elected by other means.

Upper House **40**

Source: [Inter-Parliamentary Union](#)
Upper house is wholly appointed with members of high-ranking or distinguished classes, as defined in the Constitution.

MARRIAGEABLE AGE

		Opposite Sex		Same Sex
		WITHOUT PARENTAL CONSENT	WITH PARENTAL CONSENT	
Male	18	--	--	--
Female	18	--	--	--

No data for marriageable age with parental consent. No specific legislation for same-sex marriage. Homosexual acts legal. Source: [UNSD, ILGA](#)

VOTING AGE

18

Source: [Inter-Parliamentary Union](#)

MAJORITY AGE

18

The Children's Rights Bill of 2008 defines a child as "any person below 18 years of age". Source: [UN Child Rights Periodic Report \(2013\)](#)

CRIMINAL RESPONSIBILITY

7

Minimum Age
A draft law proposing to raise the minimum age of criminal responsibility to 12 was rejected in 2014. Source: [UN Child Rights Periodic Report \(2013\)](#)

SITUATION OF YOUNG PEOPLE

YOUTH DEVELOPMENT INDEX

0.62

90 out of 170 countries.

Year: 2013

Source: [Commonwealth Youth Programme](#)

LITERACY RATES

99.25%

Both sexes (15-24) %

99.12% **99.38%**

Male (15-24) % Female (15-24) %

Year: 2015

Source: [UNESCO](#)

NET ENROLMENT RATE

Secondary School

87.91%

Both sexes %

86.49% **89.37%**

Male % Female %

Year: 2011

Source: [UNESCO](#)

GDP PER CAPITA

USD 5214.2

Year: 2013

Source: [World Bank](#)

HDI

0.7

Year: 2013

Source: [UNDP](#)

77 out of 187 countries.

GINI

33.69

Year: 2010

Source: [World Bank](#)

CORRUPTION PERCEPTION

49

55 out of 177 countries.
Year: 2014

Source: [Transparency International](#)

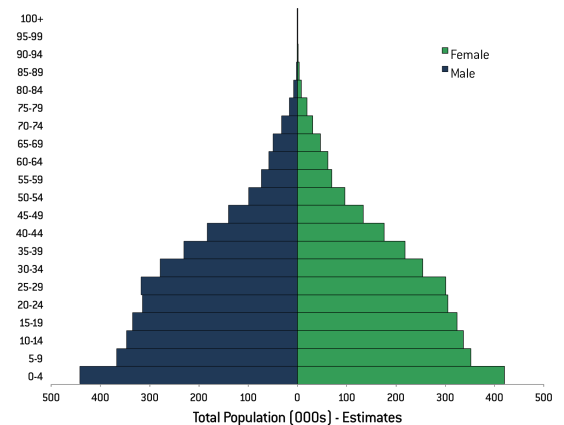
PRESS FREEDOM

40.42

141 out of 180 countries.
Year: 2013

Source: [Reporters Without Borders](#)

POPULATION BY AGE AND SEX 2010



SITUATION OF YOUNG PEOPLE

YOUTH DEVELOPMENT INDEX

0.62

90 out of 170 countries.

Year: 2013

Source: [Commonwealth Youth Programme](#)

LITERACY RATES

99.25%

Both sexes (15-24) %

99.12% **99.38%**

Male (15-24) % Female (15-24) %

Year: 2015

Source: [UNESCO](#)

NET ENROLMENT RATE

Secondary School

87.91%

Both sexes %

86.49% **89.37%**

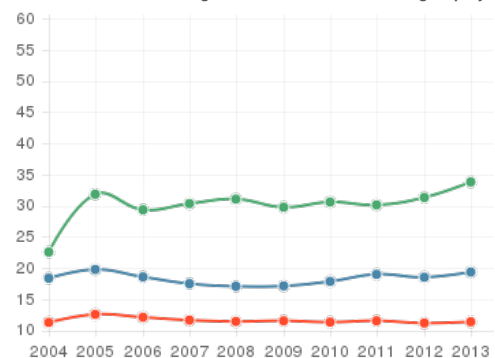
Male % Female %

Year: 2011

Source: [UNESCO](#)

YOUTH UNEMPLOYMENT

Share of labour force aged 15-24 available and seeking employment



SITUATION OF YOUNG PEOPLE

PREVALENCE OF HIV

--

Male (15-24) %

--

Female (15-24) %

Year: No data.

Source: [World Bank](#)

TOBACCO USE

Consumed any smokeless or smoking tobacco product at least once 30 days prior to the survey.

26.10%

Both sexes (13-15) %

34.10% **19.40%**

Male (13-15) % Female (13-15) %

Year: 2010

Source: [WHO](#)

POLICY & LEGISLATION

The vision of the national youth strategy 2005-2009 is of Jordanian young people who are,

aware of themselves and their abilities, loyal to their country and proactively take part in its progress and development, able to deal with the variables and developments of this age in a confident, aware and steadfast manner, within a secure and supporting environment.

The priorities identified are: 1) Participation; 2) Civil rights and citizenship; 3) Recreational activity and leisure time; 4) Culture and information; 5) Information technology and globalisation; 6) Education and training; 7) Employment; 8) Health; 9) Environment. The youth strategy expired in 2009 and it is unclear whether this has been renewed or replaced.

Is there a national youth policy?

UNCLEAR

Jordan has a 2005 national youth strategy. It is about to be renewed. A short study is from 2009 available.

BUDGET & SPENDING

What is the budget allocated to the governmental authority (ministry, department or office) that is primarily responsible for youth and/or

PUBLIC INSTITUTIONS

The [Higher Council for Youth \(HCY\)](#), which has the status of a ministry, is responsible for youth affairs and the [national youth strategy](#). According to the [youth study](#) (2009), the HCY replaced the previous Ministry of Youth in 2001 and is also responsible for regulating and managing youth clubs, organisations, youth centres, and programmes for "talented and disadvantaged youth." The [youth study](#) notes that implementing the youth strategy across governmental departments has been challenging with no "long-term, comprehensive, joint action plan."

Is there a governmental authority (ministry, department or office) that is primarily responsible for youth?

YES

YOUTH AND REPRESENTATION

The [Jordan Youth Innovation Forum \(JYIF\)](#) is the main national youth organisation and aims to "increase the youth active participation in the development process." It focuses on national and international volunteering, leadership, cultural interaction, participation, and youth work. According to the [youth study](#) (2009), no youth federations exists, but the JYIF exists as a large network of NGOs with 40 organisational members, 300 individual members and over 84,000 followers on their [official Facebook Page](#).

Does the country have a national youth organisation / association (council, platform, body)?

YES

BUDGET & SPENDING

According to the [2012 budget](#), the planned budget for the [Higher Council for Youth](#) is JOD 8.5 million (USD 12.0 million). The [World Bank](#) does not calculate spending on education as a percentage of government expenditure or GDP for Jordan since 2000.

What is the budget allocated to the governmental authority (ministry, department or office) that is primarily responsible for youth and/or youth programming?

**JOD 8.5 MILLION
USD 12.0 MILLION**

youth programming?

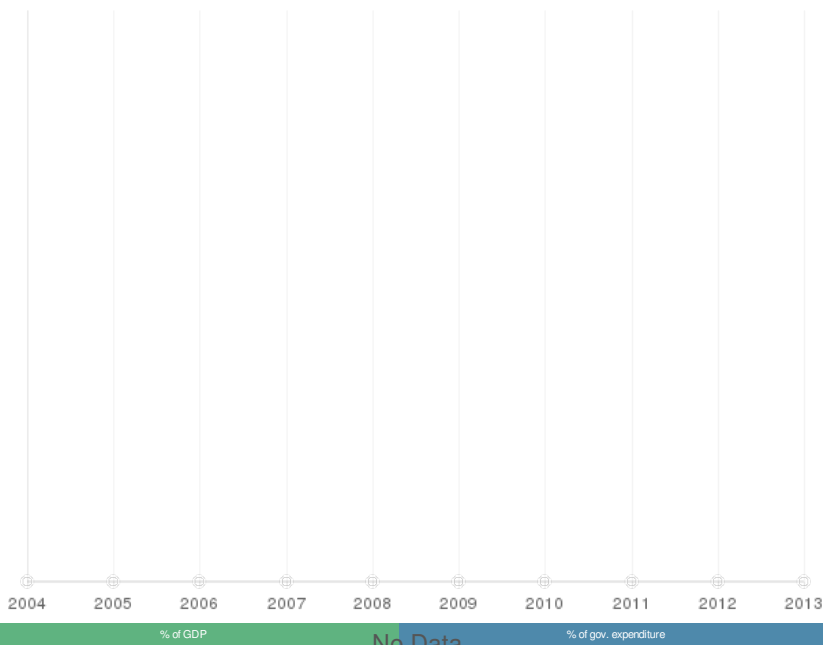
**JOD 8.5 MILLION
USD 12.0 MILLION**

According to the [2012 budget](#), the planned budget for the [Higher Council for Youth](#) is JOD 8.5 million (USD 12.0 million). The [World Bank](#) does not calculate spending on education as a percentage of government expenditure or GDP for Jordan since 2000.

TOTAL EXPENDITURE ON EDUCATION AS A PERCENTAGE OF GOVERNMENT SPENDING AND GDP

No Data

TOTAL EXPENDITURE ON EDUCATION AS A PERCENTAGE OF GOVERNMENT SPENDING AND GDP



Source: [World Bank](#)
Gaps indicate missing data from the original data source. (Accessed May 2014).

% of GDP % of gov. expenditure

Source: [World Bank](#)
Gaps indicate missing data from the original data source. (Accessed May 2014).

PUBLICATIONS AND REVIEWS

Visit our library for further reading:
[Documents about Jordan](#)