

Factsheet: India

Last update: 24 October 2014

DEFINITION OF YOUTH

Youth are defined as those aged 15 to 29 in the [national youth policy](#) (2014). This age-group constitutes 27.5% of India's population. The 2011 Census counted 563 million young people from 10 to 35, according to the [12th Five-Year Plan Vol. II](#) (2013).

CANDIDACY AGE

Lower House **25**

Source: [Inter-Parliamentary Union](#)

Upper House **30**

Source: [Inter-Parliamentary Union](#)
Partially indirectly elected and appointed.

MARRIAGEABLE AGE

	Without Parental Consent	Opposite Sex	With Parental Consent	Same Sex
Male	21	--	XX	XX
Female	18	--	XX	XX

Minimum legal ages at marriage may vary across states/provinces, ethnic groups, religious groups or forms of marriage. Homosexual acts illegal, following [Supreme Court of India ruling in 2013](#). Source: [UNSD, ILGA, The Guardian](#)

VOTING AGE

18

Source: [Inter-Parliamentary Union](#)

MAJORITY AGE

18

A range of different minimum legal ages are defined by national legislation. Source: [UN Child Rights Periodic Report](#) (2003)

CRIMINAL RESPONSIBILITY

7

Minimum Age
Between the ages of 7 - 12, it must be proved that the child had criminal capacity at the time of committing the offence. Source: [Penal Code of India](#) (1860)

GDP PER CAPITA

USD 1498.87

Year: 2013

Source: [World Bank](#)

HDI

0.554

Year: 2013

Source: [UNDP](#)
135 out of 187 countries.

GINI

33.6

Year: 2012

Source: [World Bank](#)

CORRUPTION PERCEPTION

38

85 out of 177 countries.
Year: 2014

Source: [Transparency International](#)

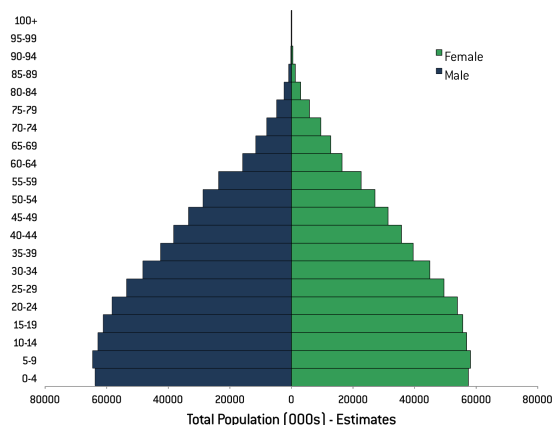
PRESS FREEDOM

40.34

140 out of 180 countries.
Year: 2013

Source: [Reporters Without Borders](#)

POPULATION BY AGE AND SEX 2010



SITUATION OF YOUNG PEOPLE

YOUTH DEVELOPMENT INDEX

0.58

98 out of 170 countries.

Year: 2013

Source: [Commonwealth Youth Programme](#)

LITERACY RATES

90.18%

Both sexes (15-24) %

92.87% **87.21%**

Male (15-24) % Female (15-24) %

Year: 2015

Source: [UNESCO](#)

NET ENROLMENT RATE

Secondary School

--

Both sexes %

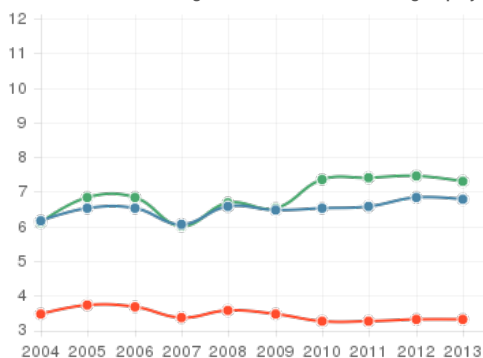
Male % Female %

Year: No data.

Source: [UNESCO](#)

YOUTH UNEMPLOYMENT

Share of labour force aged 15-24 available and seeking employment



SITUATION OF YOUNG PEOPLE

PREVALENCE OF HIV

--

Male (15-24) %

--

Female (15-24) %

Year: No data.

Source: [World Bank](#)

TOBACCO USE

Consumed any smokeless or smoking tobacco product at least once 30 days prior to the survey.

14.60%

Both sexes (13-15) %

19.00%

Male (13-15) %

8.30%

Female (13-15) %

Year: 2010

Source: [WHO](#)

POLICY & LEGISLATION

The new [national youth policy](#) (2014) aims to: create a productive workforce –contributing to India's economic development – and a strong and healthy generation; promote social values and community services; facilitate participation and civic engagement; support youth at risk and create equitable opportunity for all disadvantaged & marginalised youth. Priority areas of intervention are education, employment and skill development, entrepreneurship, health, sports, participation in politics, inclusion and social justice. The new policy also aims to provide a framework and guidelines for stakeholders. Another guiding document in the field of youth is the [Report of the Working Group on Adolescents and Youth for the formulation of the 12th Five Year Plan \(2012-2017\)](#).

Is there a national youth policy?

YES

A new [national youth policy](#) was adopted in 2014. See the [2010 draft](#), [2012 draft](#) and [2003 version](#).

BUDGET & SPENDING

What is the budget allocated to the governmental authority (ministry, department or office) that is primarily responsible for youth and/or

PUBLIC INSTITUTIONS

The [Ministry of Youth and Sports](#) is the governmental authority responsible for youth at federal level in India. It is supported in its responsibilities by the respective departments in the Indian states. The central Ministry oversees programmes geared towards young people in the field of education, volunteering, housing and development, and it organises an annual [National Youth Festival](#). The Ministry funds the [Rajiv Gandhi National Institute of Youth Development](#), a think-tank and training institution for youth related policies and implementation strategies.

Is there a governmental authority (ministry, department or office) that is primarily responsible for youth?

YES

YOUTH AND REPRESENTATION

According to the [national youth policy](#) (2014), youth organisations in India are "fragmented, and there is little coordination between the various stakeholders working on youth." Various national platforms and party youth wings exist, yet, "there are no systematic channels for engagement between the government and young citizens and no mechanisms for youth to provide inputs to government," the [national youth policy](#) (2014) highlights. India is a member of the [Commonwealth Youth Council](#).

Does the country have a national youth organisation / association (council, platform, body)?

UNCLEAR

BUDGET & SPENDING

The [national youth policy](#) (2014) states that targeted expenditure on youth of INR 370 billion (USD 6.16 billion) is supplemented by INR 550 billion (USD 9.17 billion) spent on youth in other schemes. Together this equals outlays of INR 2,710 (USD 45) per young person in 2010-2011. According to the [12th Five-Year-Plan Vol. I](#) (2013) the Budget of the [Ministry of Youth and Sports](#) declined by 15.1% between 2007-2012 and 2012-2017. According to the [World Bank](#), India spent 11.02% of its government expenditure and 3.17% of its GDP on education provision in 2011.

What is the budget allocated to the governmental authority (ministry, department or office) that is primarily responsible for youth and/or youth programming?

**INR 370 BILLION
USD 6.16 BILLION**

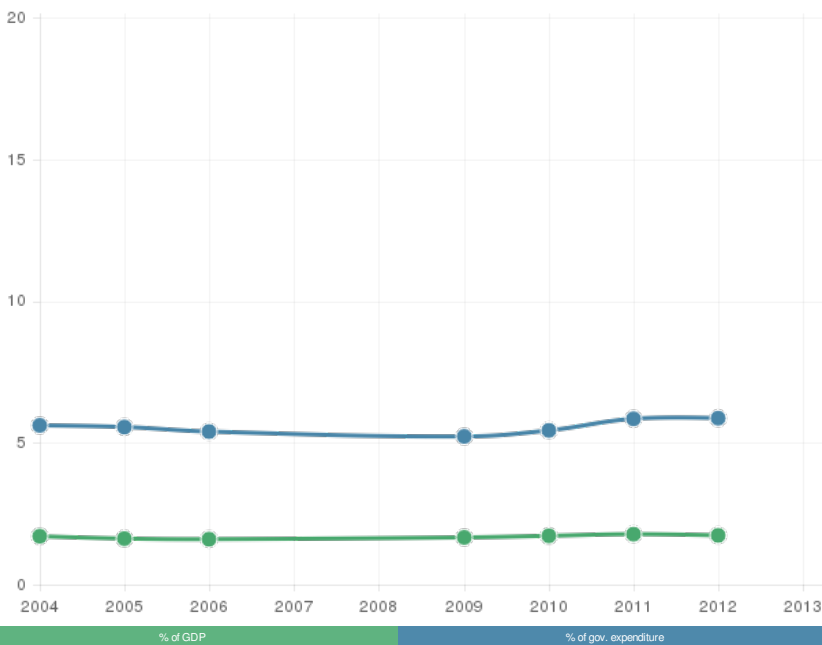
youth programming?

**INR 370 BILLION
USD 6.16 BILLION**

The [national youth policy](#) (2014) states that targeted expenditure on youth of INR 370 billion (USD 6.16 billion) is supplemented by INR 550 billion (USD 9.17 billion) spent on youth in other schemes. Together this equals outlays of INR 2,710 (USD 45) per young person in 2010-2011. According to the [12th Five-Year-Plan Vol. I](#) (2013) the Budget of the [Ministry of Youth and Sports](#) declined by 15.1% between 2007-2012 and 2012-2017. According to the [World Bank](#), India spent 11.02% of its government expenditure and 3.17% of its GDP on education provision in 2011.

TOTAL EXPENDITURE ON EDUCATION AS A PERCENTAGE OF GOVERNMENT SPENDING AND GDP

TOTAL EXPENDITURE ON EDUCATION AS A PERCENTAGE OF GOVERNMENT SPENDING AND GDP



Source: [World Bank](#)
Gaps indicate missing data from the original data source. (Accessed August 2013).

% of GDP

% of gov. expenditure

Source: [World Bank](#)
Gaps indicate missing data from the original data source. (Accessed August 2013).

PUBLICATIONS AND REVIEWS

Visit our library for further reading:
[Documents about India](#)