

Factsheet: Ghana

Last update: 11 June 2014

DEFINITION OF YOUTH

According to Ghana's national youth policy (2010), youth is defined as those between 15-35 years.

CANDIDACY AGE

Lower House **21**

Source: [Inter-Parliamentary Union](#)

Upper House **--**

Source: [Inter-Parliamentary Union](#)
Unicameral.

MARRIAGEABLE AGE

	Without Parental Consent	Opposite Sex With Parental Consent	Same Sex
Male	18	--	XX
Female	18	--	--

No data for marriage with parental consent. No specific legislation for female homosexual acts, which are legal. Male homosexual acts illegal. Source: [UNSD, ILGA](#)

VOTING AGE

18

Source: [Inter-Parliamentary Union](#)

MAJORITY AGE

18

A minor is defined as a person below eighteen years of age. Source: [Constitution of Ghana \(Amended\) \(1996\)](#)

CRIMINAL RESPONSIBILITY

12

Minimum Age
Source: [UN Child Rights Periodic Report \(2006\)](#)

GDP PER CAPITA

USD 1858.24

Year: 2013

Source: [World Bank](#)

HDI

0.558

Year: 2013

Source: [UNDP](#)
138 out of 187 countries.

GINI

42.76

Year: 2006

Source: [World Bank](#)

CORRUPTION PERCEPTION

48

61 out of 177 countries.
Year: 2014

Source: [Transparency International](#)

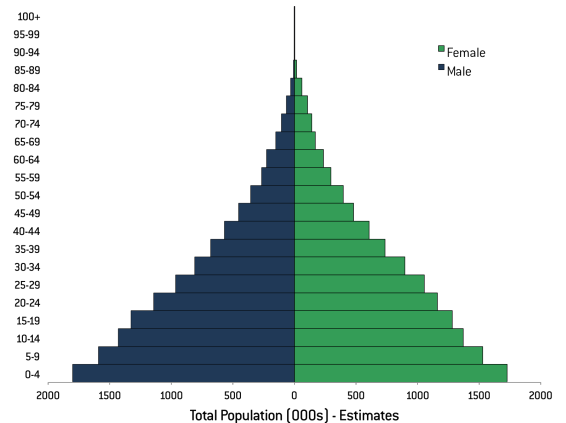
PRESS FREEDOM

16.29

27 out of 180 countries.
Year: 2013

Source: [Reporters Without Borders](#)

POPULATION BY AGE AND SEX 2010



SITUATION OF YOUNG PEOPLE

YOUTH DEVELOPMENT INDEX

0.6

96 out of 170 countries.

Year: 2013

Source: [Commonwealth Youth Programme](#)

LITERACY RATES

90.60%

Both sexes (15-24) %

91.32% **89.86%**

Male (15-24) % Female (15-24) %

Year: 2015

Source: [UNESCO](#)

NET ENROLMENT RATE

Secondary School

51.48%

Both sexes %

52.72% **50.18%**

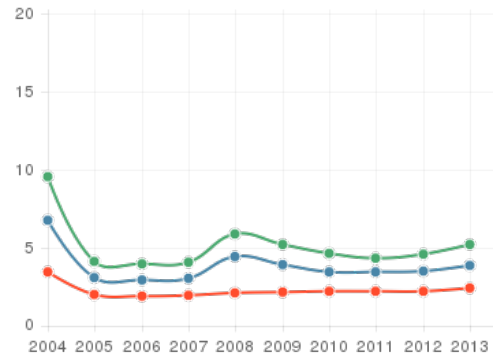
Male % Female %

Year: 2013

Source: [UNESCO](#)

YOUTH UNEMPLOYMENT

Share of labour force aged 15-24 available and seeking employment



SITUATION OF YOUNG PEOPLE

PREVALENCE OF HIV

0.3%

Male (15-24) %

0.4%

Female (15-24) %

Year: 2013

Source: [World Bank](#)

TOBACCO USE

Consumed any smokeless or smoking tobacco product at least once 30 days prior to the survey.

12.50%

Both sexes (13-15) %

14.10%

Male (13-15) %

10.60%

Female (13-15) %

Year: 2010

Source: [WHO](#)

POLICY & LEGISLATION

The theme of the [National Youth Policy of Ghana \(2010\)](#) is "towards an empowered youth, impacting positively on national development". The policy covers 19 areas, including:

- Education & Skills Training;
- Youth in Modern Agriculture;
- Gender Mainstreaming;
- Youth in Conflict Prevention & Peace-Building.

Key stakeholders include the [Ministry of Youth and Sports](#), the [National Youth Council](#) (now called the [National Youth Authority](#)), youth associations, and international development partners. It is to be implemented through an action plan outlining timeframes and budgets. The [2014 Budget Statement](#) mentions that an action plan and youth law are slated for 2014. As a member of the [Commonwealth of Nations](#), Ghana is a signatory of [The Commonwealth Plan of Action for Youth Empowerment \(PAYE\) 2006-2015](#).

Is there a national youth policy?

YES

Ghana adopted its latest [national youth policy](#) in 2010, focused on youth empowerment.

male - (15-24)

female - (15-24)

total labour force

Source: [World Bank](#)

Gaps indicate missing data from the original data source. (Accessed August 2013).

BUDGET & SPENDING

What is the budget allocated to the governmental authority (ministry, department or office) that is primarily responsible for youth and/or

PUBLIC INSTITUTIONS

The [National Youth Authority \(NYA\)](#), formally called the National Youth Council (NYC), is an agency within the [Ministry of Youth and Sports](#) that is responsible for coordinating and facilitating youth development activities in Ghana. Established in 1974, its mandate is to "ensure the empowerment of the Ghanaian youth".

Its [Annual Workplan for the NYA - 2014](#) lists key activities and projects that will be undertaken, such as building a new database of youth groups, training youth workers on prevention of substance abuse, and organising a Presidential Youth Dialogue.

Is there a governmental authority (ministry, department or office) that is primarily responsible for youth?

YES

YOUTH AND REPRESENTATION

It is unclear what youth representation structures exist at the national level. According to a 2012 [profile on youth and civic participation](#), youth and student groups were organized under the Federation of Youth Associations in Ghana (FEDYAG). However the group has no online presence, and no indication that it is still in operation.

Ghana is a member of the [Commonwealth Youth Council](#), however its membership is not through a youth representation structure, but rather the [National Youth Authority \(NYA\)](#), a governmental agency within the [Ministry of Youth and Sports](#).

Does the country have a national youth organisation / association (council, platform, body)?

UNCLEAR

BUDGET & SPENDING

According to the 2014 estimates for the budget of the [Ministry of Youth and Sports](#), "Youth Services" will be allocated GHS 10.2 million (USD 3.7 million). According to the [World Bank](#), Ghana spent 24.38% of its government expenditure and 5.54% of its GDP on education provision in 2010. It spent 8.14% of its GDP on education in 2011, but the [World Bank](#) does not calculate what this translates to in terms of percentage of government expenditure.

What is the budget allocated to the governmental authority (ministry, department or office) that is primarily responsible for youth and/or youth programming?

**GHS 10.2 MILLION
USD 3.7 MILLION**

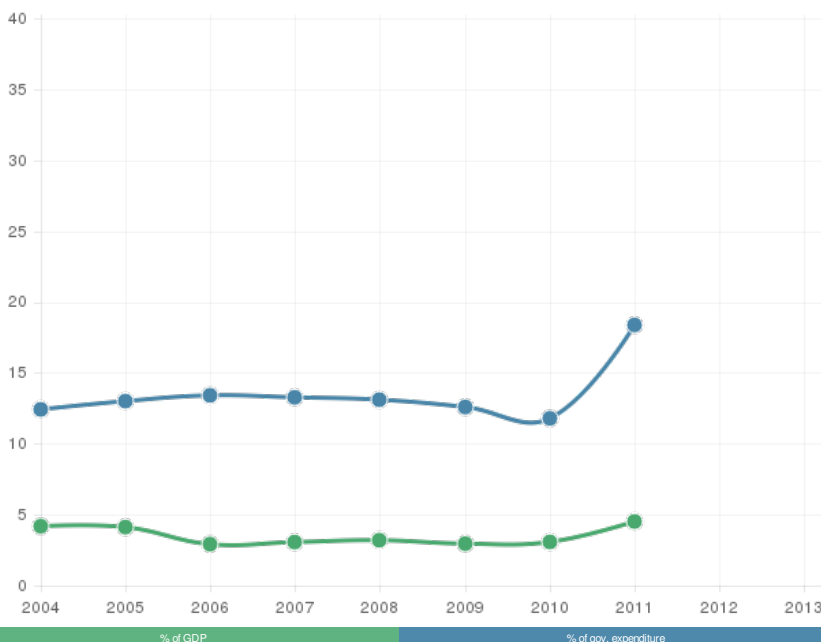
youth programming?

**GHS 10.2 MILLION
USD 3.7 MILLION**

According to the 2014 estimates for the budget of the [Ministry of Youth and Sports](#), "Youth Services" will be allocated GHS 10.2 million (USD 3.7 million). According to the [World Bank](#), Ghana spent 24.38% of its government expenditure and 5.54% of its GDP on education provision in 2010. It spent 8.14% of its GDP on education in 2011, but the [World Bank](#) does not calculate what this translates to in terms of percentage of government expenditure.

TOTAL EXPENDITURE ON EDUCATION AS A PERCENTAGE OF GOVERNMENT SPENDING AND GDP

TOTAL EXPENDITURE ON EDUCATION AS A PERCENTAGE OF GOVERNMENT SPENDING AND GDP



Source: [World Bank](#)
Gaps indicate missing data from the original data source. (Accessed August 2013).

% of GDP % of gov. expenditure

Source: [World Bank](#)
Gaps indicate missing data from the original data source. (Accessed August 2013).

PUBLICATIONS AND REVIEWS

Visit our library for further reading:
[Documents about Ghana](#)